

LVAⁱ



Partitina

0-6

Partitina 0-6

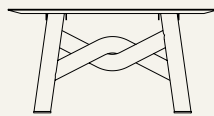
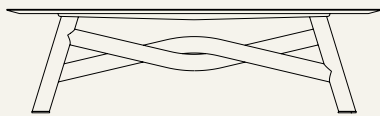
Year: 2024 Designed By: GIO TIROTTO

Top: Marazzi Porcelain Slab or Fenix®

Legs: Powder Coated Aluminum

Frame: Lacquered MDF

Net Stretcher: Powder Coated Steel



↔	Regular	Lite
L	274 cm 107,87"	225 cm 88,58"
W	152,5 cm 60,04"	125 cm 49,21"
H	76 cm 29,92"	76 cm 29,92"

The following combinations are the result of our selection. The top of all tables can be customized with porcelain slabs or FENIX® in the available finishes and colors. For further customizations and requests, please write to info@lava-project.com. All tables are suitable for outdoor use as long as they are covered and protected from the atmospheric agents.


Suggested materials combinations:

Match A	Match B	Match C	Match D	Match E	Match F
TOP	TOP	TOP	TOP	TOP	TOP
FENIX NTM® Rosso Namib	FENIX NTM® Blu Fes	MARAZZI Bianco Arni	MARAZZI Calacatta Black	FENIX NTM® Bianco Kos	FENIX NTM® Nero Ingo
LEGS AND FRAME	LEGS AND FRAME	LEGS AND FRAME	LEGS AND FRAME	LEGS AND FRAME	LEGS AND FRAME
RAL DESIGN 280/2015	RAL 7011	RAL 3000	RAL 9005	RAL 5014	RAL 9005
RAL 7011	RAL 9010	RAL 7011	Silver Glossy	RAL 3000	RAL 7011
RAL 1013	RAL 3016	RAL 3005 Glossy	RAL 1013	RAL 9010	RAL 9010
Silver Glossy	Silver Glossy	Silver Glossy	RAL 3016	Silver Glossy	Silver Glossy

All the selected MARAZZI® porcelain slabs




Verde Cipollino



Taj Mahal



Patagonia




Onice Giada



Onice Avorio




Calacatta Extra



Capraia



Bianco Arni



Calacatta Vena Vecchia




Giallo Siena



Fior di Pesco Carnico



Emperador



Verde Aver




Verde Borgogna




Calacatta Black




Saint Laurent



Elegant Black



Bahia Black



Breccia Imperiale




Travertino Classico



Travertino Silver




Ceppo di Gré



Granito Black




Iron Dark



Grigio Carnico

All the selected FENIX® colors (Suitable for indoor settings only)



Rosso Namib



Viola Orissa



Giallo Evora



Blu Shaba




Grigio Aragona




Verde Kitami



Bianco Malé



Bianco Alaska



Bianco Kos



Castoro Ottawa



Grigio Londra



Beige Luxor



Nero Ingo



Grigio Bromo



Grigio Efeso



Beige Arizona



Cacao Orinoko



Verde Comodoro



Rosso Jaipur




Grigio Antrim



Blu fes



Grigio Scari



Bianco Dover



Grigio Zante



Beige Colostrai



Grigio Stromboli



Rosso Askja



Azzurro Naxos




Giallo Kashmir




Verde Brac



Zinco Doha



Bronzo Doha



Piombo Doha




Titanio Doha



Acciao Hamilton



Argento Dukat



Oro Cortez

Cleansing

PORCELAIN SLABS

Regular, basic cleaning with warm water and mild soap is sufficient to keep the top looking good. You can also use gentle, everyday multipurpose spray cleaner to remove persistent stains. Do not use cleaning products that contain acids, ammonia and other harsh chemicals, as these can damage the glazed surfaces of the slab. Always dry your porcelain thoroughly after cleaning. Unglazed surfaces should be cleaned routinely with concentrated cleaners with a neutral pH. These cleaners are better suited for removing grease, oils and spills from unglazed products.

Una pulizia regolare e di base con acqua calda e sapone neutro è sufficiente per mantenere il top in buono stato. È anche possibile utilizzare detergenti spray multiuso delicati per rimuovere macchie più persistenti. Non utilizzare prodotti per la pulizia che contengano acidi, ammoniaci o altre sostanze chimiche aggressive, poiché possono danneggiare le superfici smaltate delle lastre. Le lastre non smaltate devono essere pulite di routine con detergenti concentrati a pH neutro. Questi detergenti sono più adatti a rimuovere grasso, oli e macchie dai prodotti non smaltati.

FENIX®

Cleaning FENIX® means cleaning its structure. This can be done, using lukewarm water. Since FENIX® is a durable material, you can use any household cleaner, if necessary even a solvent such as acetone. However, to avoid damaging the texture, it is advisable to avoid scrubbing it using an abrasive cream, abrasive sponge or a brush with hard bristles; over time, this could lead to the formation of a shiny area on the matte surface. Rather, a melamine sponge, also known as a magic sponge, can be used. As a final step, to prevent deposits from forming in the texture, whether dirt or residue from the cleaner, always rinse with lukewarm water and dry with a clean cloth.

Pulire il FENIX® significa pulire la sua struttura. È possibile farlo utilizzando semplicemente acqua tiepida. Poiché FENIX® è un materiale resistente, è possibile utilizzare qualsiasi detergente domestico, se necessario anche un solvente come l'acetone. Tuttavia, per non danneggiare la texture, si consiglia di evitare di strofinare con creme abrasive, spugne abrasive o spazzole con setole dure; con il tempo, infatti, si potrebbe formare un'area lucida sulla superficie opaca. Come ultimo passaggio, per evitare che si formino depositi sulla superficie, siano essi sporco o residui del detergente, è bene risciacquare sempre con acqua tiepida e asciugare bene con un panno pulito.

Maintenance

Partitina tables are durable and hard-wearing in both indoor and outdoor settings. However, for maximum protection and performance of the table in outdoor contexts, we recommend keeping it in a covered place sheltered from atmospheric agents in order to preserve every part of it. For legs not made of iron, avoid prolonged contact with water. In that case, it is recommended to dry the affected part with an absorbent cloth.

I tavoli Partitina sono resistenti e durevoli sia in ambienti interni che esterni. Tuttavia, per la massima durabilità e performance del tavolo in contesti esterni, si consiglia di tenerlo in un luogo coperto e al riparo dagli agenti atmosferici, in modo da preservarne al meglio ogni parte. Per le gambe non in ferro, evitare il contatto prolungato con l'acqua. In tal caso, si consiglia di asciugare la parte interessata con un panno assorbente.