

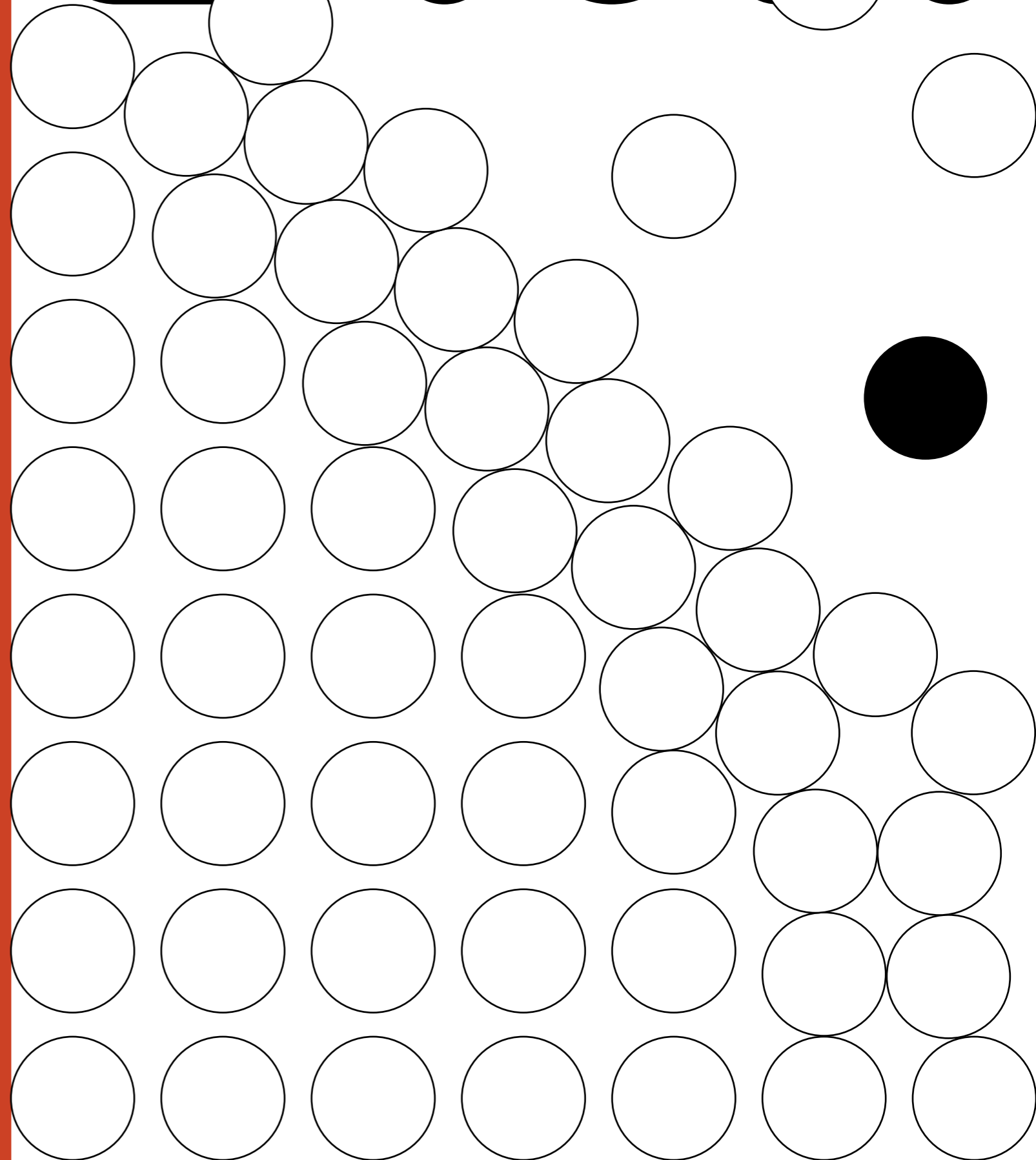
LAVAⁱ



PING PONG TABLES



WVWV



A compelling match, a lunch with colleagues, a decisive meeting. Partitina is a collection of tables characterized by bold color combinations designed for serious fun. Thanks to the size of the top and the high-quality materials used, it provides a complete gaming experience and is suitable for everyday use in any setting.



Un match avvincente, un pranzo tra colleghi, una riunione decisiva. Partitina è una collezione di tavoli caratterizzata da accostamenti cromatici audaci pensati per divertirsi seriamente. Grazie alle dimensioni del piano e ai materiali di alta qualità impiegati, garantisce un'esperienza di gioco completa e si presta per un utilizzo quotidiano in ogni contesto.



Partitina?



Partitina

MODEL

0-1





Partitina

MODEL

0-2






Partitina

MODEL

0-3





Partitina

MODEL

0-4



LAVA



Partitina

MODEL

0-5

A suspended illusion, an invitation to play with exuberant textures and colors: Partitina 0-5 is distinguished by its floating shape and customizable skirt.

*Fabrics on request

Un'illusione sospesa, un invito a giocare con trame e colori esuberanti: Partitina 0-5 si distingue per la forma fluttuante e la sua gonna personalizzabile.

*Tessuti su richiesta





Gae



MODEL

0 - 6

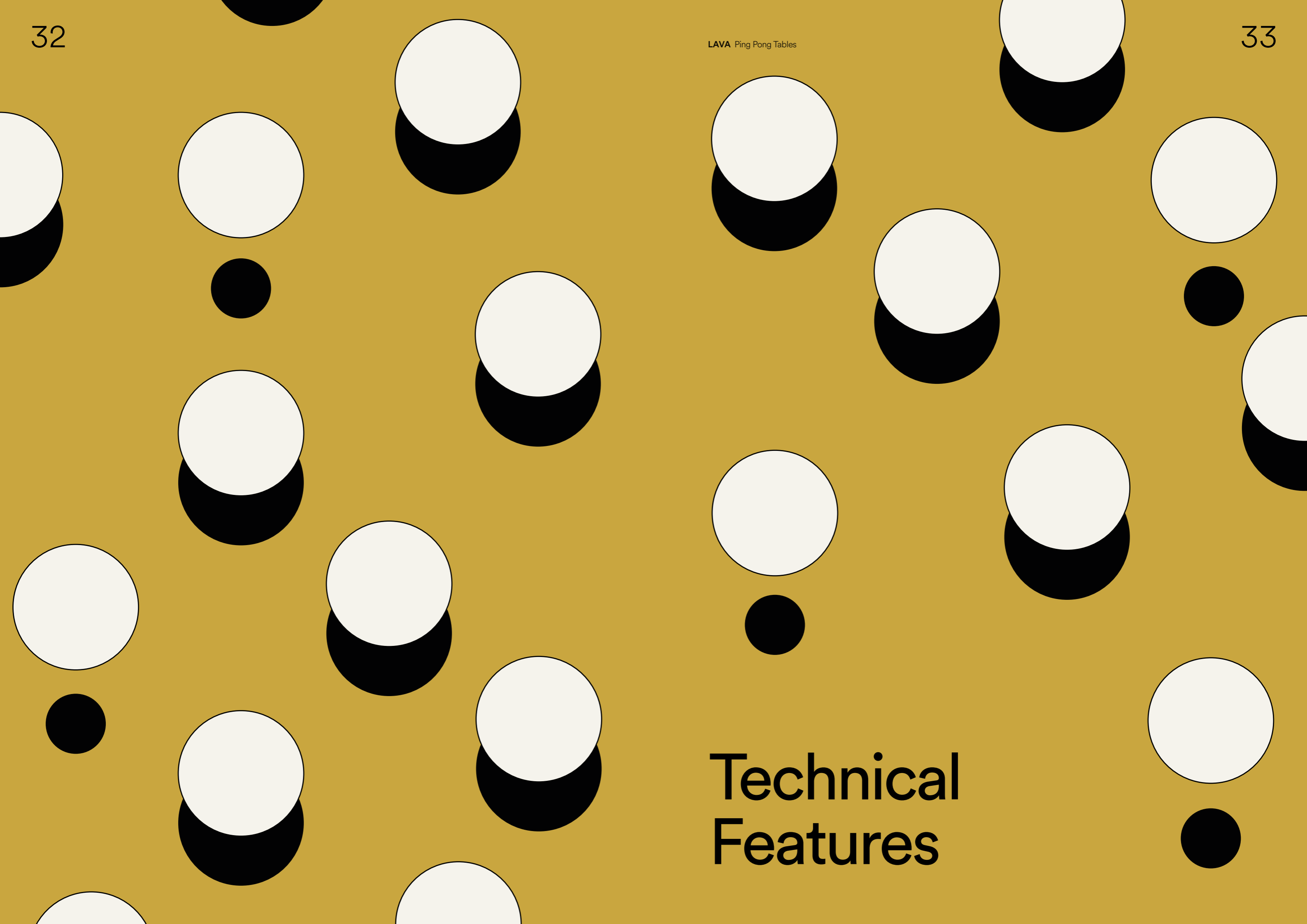


The hypnotic trail of the ping-pong ball bouncing from one side of the table to the other inspired the design of Gae, by Gio Tiroto.

The table stands out for the sculptural structure of its legs, which brush against each other at the center in a sinuous and solid intertwining before merging with the tabletop.

La scia ipnotica della pallina da ping-pong che rimbalza da un lato all'altro del tavolo ha ispirato il design di Gae, di Gio Tiroto. Il tavolo si distingue per la struttura scultorea delle gambe, che si sfiorano al centro in un intreccio sinuoso e solido prima di fondersi con il piano del tavolo.



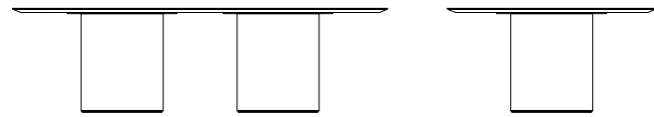
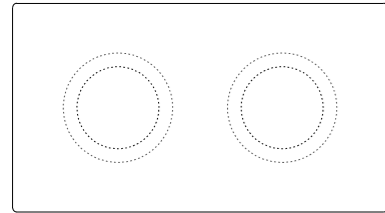


Technical Features

Partitina 0-1

Year: 2024 Designed By: IL MAGMA

Top: Marazzi Porcelain Slab or Fenix®
Legs: MDF coated with Fenix®
Frame: Lacquered MDF
Net Stretcher: Powder Coated Steel



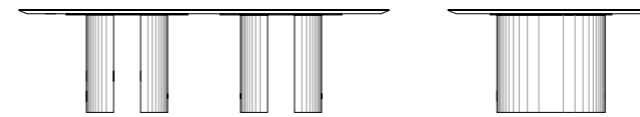
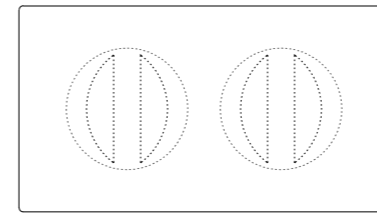
↔	Regular	Lite	Mini
L	274 cm 107,87"	225 cm 88,58"	185 cm 72,83"
W	152,5 cm 60,04"	125 cm 49,21"	103 cm 40,55"
H	76 cm 29,92"	76 cm 29,92"	76 cm 29,92"

The following combinations are the result of our selection. The top of all tables can be customized with porcelain slabs or FENIX® in the available finishes and colors. For further customizations and requests, please write to info@lava-project.com. All tables are suitable for outdoor use as long as they are covered and protected from the atmospheric agents.

Partitina 0-2

Year: 2024 Designed By: IL MAGMA

Top: Marazzi Porcelain Slab or Fenix®
Legs: MDF coated with Fenix®
Frame: Lacquered MDF
Net Stretcher: Powder Coated Steel



↔	Regular	Lite	Mini
L	274 cm 107,87"	225 cm 88,58"	185 cm 72,83"
W	152,5 cm 60,04"	125 cm 49,21"	103 cm 40,55"
H	76 cm 29,92"	76 cm 29,92"	76 cm 29,92"

The following combinations are the result of our selection. The top of all tables can be customized with porcelain slabs or FENIX® in the available finishes and colors. For further customizations and requests, please write to info@lava-project.com. All tables are suitable for outdoor use as long as they are covered and protected from the atmospheric agents.

Suggested materials combinations:

Match A	Match B	Match C	Match D	Match E	Match F
TOP 	TOP 	TOP 	TOP 	TOP 	TOP
LEGS AND FRAME 	LEGS AND FRAME 	LEGS AND FRAME 	LEGS AND FRAME 	LEGS AND FRAME 	LEGS AND FRAME
LEGS AND FRAME 	LEGS AND FRAME 	LEGS AND FRAME 	LEGS AND FRAME 	LEGS AND FRAME 	LEGS AND FRAME

Suggested materials combinations:

Match A	Match B	Match C	Match D
TOP 	TOP 	TOP 	TOP
LEGS AND FRAME 	LEGS AND FRAME 	LEGS AND FRAME 	LEGS AND FRAME

Partitina 0-3

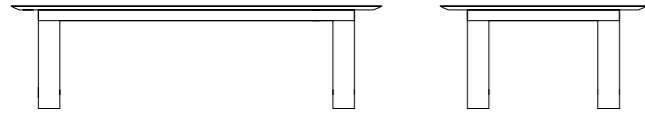

Year: 2024 Designed By: IL MAGMA

Top: Marazzi Porcelain Slab or Fenix®
Legs: Powder Coated Metal
Frame: Lacquered MDF
Net Stretcher: Powder Coated Steel



↔	Regular	Lite	Mini
L	274 cm 107,87"	225 cm 88,58"	185 cm 72,83"
W	152,5 cm 60,04"	125 cm 49,21"	103 cm 40,55"
H	76 cm 29,92"	76 cm 29,92"	76 cm 29,92"

The following combinations are the result of our selection. The top of all tables can be customized with porcelain slabs or FENIX® in the available finishes and colors. For further customizations and requests, please write to info@lava-project.com. All tables are suitable for outdoor use as long as they are covered and protected from the atmospheric agents.



Partitina 0-4

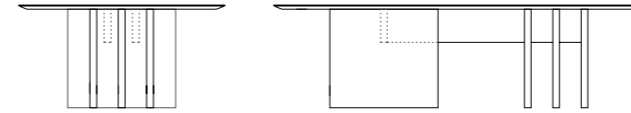
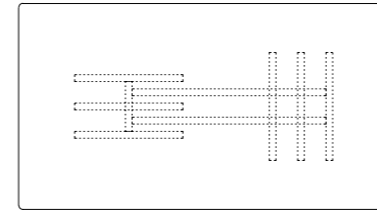
Year: 2024 Designed By: IL MAGMA

Top: Marazzi Porcelain Slab or Fenix®
Legs: Oak Wood
Frame: Oak Wood
Net Stretcher: Powder Coated Steel



↔	Regular
L	274 cm 107,87"
W	152,5 cm 60,04"
H	76 cm 29,92"

The following combinations are the result of our selection. The top of all tables can be customized with porcelain slabs or FENIX® in the available finishes and colors. For further customizations and requests, please write to info@lava-project.com. All tables are suitable for outdoor use as long as they are covered and protected from the atmospheric agents.



Suggested materials combinations:

Match A

TOP



MARAZZI
Calacatta Black


LEGS AND FRAME



RAL
9004

Match B

TOP



MARAZZI
Capraia

LEGS AND FRAME



RAL
9004

Match C

TOP




MARAZZI
Fior di Pesco Carnico

LEGS AND FRAME



RAL
9004

RAL
3004




RAL
9001

RAL
3012

Match D

TOP



MARAZZI
Verde Aver

LEGS AND FRAME




RAL
9004

RAL
9001

Match A

TOP



MARAZZI
Verde Borgogna

LEGS AND FRAME



Oak Wood

Match B

TOP



MARAZZI
Calacatta Vena Vecchia


LEGS AND FRAME



Oak Wood

Match C

TOP



MARAZZI
Travertino Classico


LEGS AND FRAME



Oak Wood

Match D

TOP



MARAZZI
Saint Laurent

LEGS AND FRAME



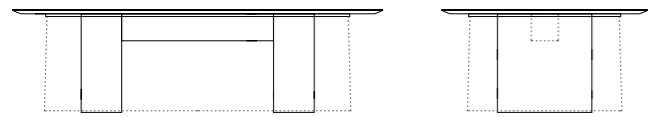
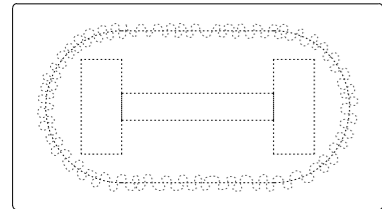
Legno di rovere
Oak wood

Suggested materials combinations:

Partitina 0-5

Year: 2024 Designed By: IL MAGMA

Top: Marazzi Porcelain Slab or Fenix®
Legs and Frame: Lacquered MDF
Curtain: Fabric
Net Stretcher: Powder Coated Steel




↔	Regular	Lite	Mini
L	274 cm 107,87"	225 cm 88,58"	185 cm 72,83"
W	152,5 cm 60,04"	125 cm 49,21"	103 cm 40,55"
H	76 cm 29,92"	76 cm 29,92"	76 cm 29,92"

The following combinations are the result of our selection. The top of all tables can be customized with porcelain slabs or FENIX® in the available finishes and colors. For further customizations and requests, please write to info@lava-project.com. All tables are suitable for outdoor use as long as they are covered and protected from the atmospheric agents.

Suggested materials combinations:

Match A

TOP



FENIX NTM®
Blu Fes

LEGS AND FRAME




NCS
S 8010-R70B

FABRIC

Fabric upon request
Tessuto su richiesta

Match B

TOP



FENIX NTA®
Argento Dukat

LEGS AND FRAME




NCS
S 8005-N

FABRIC

Fabric upon request
Tessuto su richiesta

Match C

TOP



MARAZZI
Verde Cipollino

LEGS AND FRAME



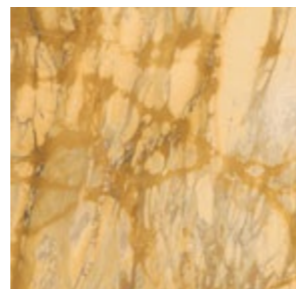
NCS
S 3010-B70G

FABRIC

Fabric upon request
Tessuto su richiesta

Match D

TOP



MARAZZI
Giallo Siena Lux

LEGS AND FRAME



NCS
S 2030-Y20R

FABRIC

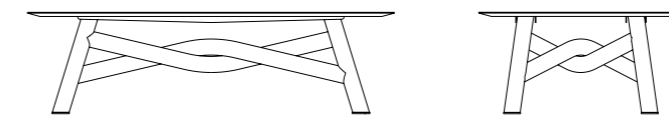

Fabric upon request
Tessuto su richiesta

LAVA Ping Pong Tables

Gae

Year: 2024 Designed By: GIO TIROTTO

Top: Marazzi Porcelain Slab or Fenix®
Legs: Powder Coated Aluminum
Frame: Lacquered MDF
Net Stretcher: Powder Coated Steel



↔	Regular	Lite
L	274 cm 107,87"	225 cm 88,58"
W	152,5 cm 60,04"	125 cm 49,21"
H	76 cm 29,92"	76 cm 29,92"

The following combinations are the result of our selection. The top of all tables can be customized with porcelain slabs or FENIX® in the available finishes and colors. For further customizations and requests, please write to info@lava-project.com. All tables are suitable for outdoor use as long as they are covered and protected from the atmospheric agents.

Suggested materials combinations:

Match A

TOP



FENIX NTM®
Rosso Namib

LEGS AND FRAME



RAL
DESIGN
280/2015




RAL
1013

Silver
Glossy

Match B

TOP



FENIX NTM®
Blu Fes

LEGS AND FRAME



RAL
7011

RAL
9010



RAL
3016

Silver
Glossy

Match C

TOP




MARAZZI
Bianco Arni

LEGS AND FRAME



RAL
3000

RAL
7011



RAL
3005 Glossy

Silver
Glossy

Match D

TOP



MARAZZI
Calacatta Black

LEGS AND FRAME



RAL
9005

Silver
Glossy




RAL
1013

RAL
3016

Match E

TOP



FENIX NTM®
Bianco Kos

LEGS AND FRAME



RAL
5014

RAL
3000




RAL
9010

Silver
Glossy

Match F

TOP



FENIX NTM®
Nero Ingo

LEGS AND FRAME



RAL
9005

RAL
7011



RAL
9010

Silver
Glossy

All the selected MARAZZI® porcelain slabs



All the selected FENIX® colors (Suitable for indoor settings only)





Cleansing

PORCELAIN SLABS / Gres Porcellanato

Regular, basic cleaning with warm water and mild soap is sufficient to keep the top looking good. You can also use gentle, everyday multipurpose spray cleaner to remove persistent stains. Do not use cleaning products that contain acids, ammonia and other harsh chemicals, as these can damage the glazed surfaces of the slab. Always dry your porcelain thoroughly after cleaning. Unglazed surfaces should be cleaned routinely with concentrated cleaners with a neutral pH. These cleaners are better suited for removing grease, oils and spills from unglazed products.

Una pulizia regolare e di base con acqua calda e sapone neutro è sufficiente per mantenere il top in buono stato. È anche possibile utilizzare detergenti spray multiuso delicati per rimuovere macchie più persistenti. Non utilizzare prodotti per la pulizia che contengano acidi, ammoniaca o altre sostanze chimiche aggressive, poiché possono danneggiare le superfici smaltate delle piastrelle. Le lastre non smaltate devono essere pulite di routine con detergenti concentrati a pH neutro. Questi detergenti sono più adatti a rimuovere grasso, oli e macchie dai prodotti non smaltati.

FENIX®

Cleaning FENIX® means cleaning its structure. This can be done, using lukewarm water. Since FENIX® is a durable material, you can use any household cleaner, if necessary even a solvent such as acetone. However, to avoid damaging the texture, it is advisable to avoid scrubbing it using an abrasive cream, abrasive sponge or a brush with hard bristles; over time, this could lead to the formation of a shiny area on the matte surface. Rather, a melamine sponge, also known as a magic sponge, can be used. As a final step, to prevent deposits from forming in the texture, whether dirt or residue from the cleaner, always rinse with lukewarm water and dry with a clean cloth.

Pulire il FENIX® significa pulire la sua struttura. È possibile farlo utilizzando semplicemente acqua tiepida. Poiché FENIX® è un materiale resistente, è possibile utilizzare qualsiasi detergente domestico, se necessario anche un solvente come l'acetone. Tuttavia, per non danneggiare la texture, si consiglia di evitare di strofinare con creme abrasive, spugne abrasive o spazzole con setole dure; con il tempo, infatti, si potrebbe formare un'area lucida sulla superficie opaca. Come ultimo passaggio, per evitare che si formino depositi sulla superficie, siano essi sporco o residui del detergente, è bene risciacquare sempre con acqua tiepida e asciugare bene con un panno pulito.

ALUMINUM / Alluminio

o clean an aluminum table, start by removing dust with a dry, soft cloth. Prepare a solution of warm water and mild soap, soak a soft cloth or nonabrasive sponge, wring it out and wipe the table legs in circular motions. Rinse the cloth in clean water and wipe the surface again to remove soap residue, then wipe immediately with a dry cloth to avoid halos.For stubborn stains, such as oxidation, use a paste of baking soda and water, rubbing gently. For grease stains, use a solution of white vinegar and water. After cleaning, apply a metal wax or specific product to protect the aluminum and keep it shiny. Repeat this routine regularly to keep the table in excellent condition.

Per pulire un tavolo in alluminio, iniziare rimuovendo la polvere con un panno asciutto e morbido. Preparare una soluzione di acqua tiepida e sapone neutro, immergere un panno morbido o una spugna non abrasiva, strizzarla e pulire le gambe del tavolo con movimenti circolari. Risciacquare il panno in acqua pulita e passarlo nuovamente sulla superficie per eliminare i residui di sapone, poi asciugare immediatamente con un panno asciutto per evitare aloni. Per le macchie ostinate, come l'ossidazione, usare una pasta di bicarbonato di sodio e acqua, strofinando delicatamente. Per le macchie di grasso, utilizzare una soluzione di aceto bianco e acqua. Dopo la pulizia, applicare una cera per metalli o un prodotto specifico per proteggere l'alluminio e mantenerlo lucido. Ripetere questa routine regolarmente per mantenere il tavolo sempre in ottime condizioni.

Maintenance

HOW TO PRESERVE YOUR TABLE / Come preservare il tuo tavolo

Partitina tables are durable and hard-wearing in both indoor and outdoor settings. However, for maximum protection and performance of the table in outdoor contexts, we recommend keeping it in a covered place sheltered from atmospheric agents in order to preserve every part of it. For non-metallic legs avoid prolonged contact with water. In that case, it is recommended to dry the affected part with an absorbent cloth.

I tavoli Partitina sono resistenti e durevoli sia in ambienti interni che esterni. Tuttavia, per la massima protezione e performance del tavolo in contesti esterni, si consiglia di tenerlo in un luogo coperto e al riparo dagli agenti atmosferici, in modo da preservarne al meglio ogni parte. Per le gambe non realizzate in metallo, evitare il contatto prolungato con l'acqua. In tal caso, si consiglia di asciugare la parte interessata con un panno assorbente.

Il Magma is a multi-disciplinary design studio founded in 2020 by Massimo Colonna and Chiara Ormelli.

We create digital and physical iconic experiences for brands. As a full-service studio, our work encompasses design, architecture, 3D rendering, art direction, strategy, brand identity, graphic design, web design, digital art, product design, advertising and communications, event production, video animation and sound design.

Il Magma è uno studio di design multidisciplinare fondato nel 2020 da Massimo Colonna e Chiara Ormelli.

Il nostro lavoro comprende design, architettura, rendering 3D, direzione artistica, strategia, brand identity, graphic design, web design, digital art, product design, pubblicità e comunicazione, produzione di eventi, animazione video e sound design.



**This catalog and the products presented are the property of Il Magma srls.
All rights reserved. Reproductions and alterations are prohibited.
Images, illustrations, colors, finishes and data contained in this catalog
are for information purposes only.**

Il presente catalogo e i prodotti presentati sono proprietà di Magma srls.
Tutti i diritti riservati. Sono vietate riproduzioni e alterazioni. Immagini, illustrazioni, colori,
finiture e dati contenuti in questo catalogo hanno valore indicativo.

lava-project.com →

LAVA